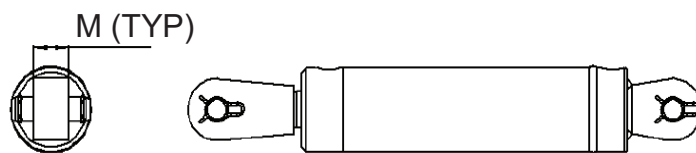
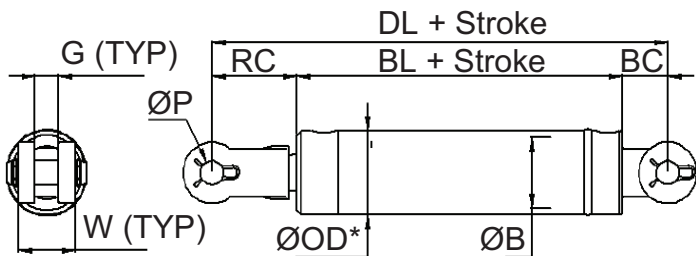
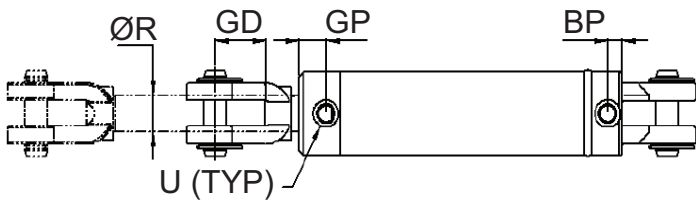



## HYDRAULIC CYLINDERS

### REBEL SERIES



Bore	Stroke	Part Number
1.5"	6"	Z150-001-06
1.5"	8"	Z150-001-08
1.5"	10"	Z150-001-10
1.5"	12"	Z150-001-12
1.5"	16"	Z150-001-16
1.5"	18"	Z150-001-18
1.5"	20"	Z150-001-20
1.5"	24"	Z150-001-24
1.5"	30"	Z150-001-30
1.5"	36"	Z150-001-36
1.5"	48"	Z150-001-48
2.0"	6"	Z200-001-06
2.0"	8"	Z200-001-08
2.0"	10"	Z200-001-10
2.0"	12"	Z200-001-12
2.0"	16"	Z200-001-16
2.0"	18"	Z200-001-18
2.0"	20"	Z200-001-20
2.0"	24"	Z200-001-24
2.0"	30"	Z200-001-30
2.0"	36"	Z200-001-36
2.0"	48"	Z200-001-48
2.5"	6"	Z250-001-06
2.5"	8"	Z250-001-08
2.5"	10"	Z250-001-10
2.5"	12"	Z250-001-12
2.5"	16"	Z250-001-16
2.5"	18"	Z250-001-18
2.5"	20"	Z250-001-20
2.5"	24"	Z250-001-24
2.5"	30"	Z250-001-30
2.5"	36"	Z250-001-36
2.5"	48"	Z250-001-48

Bore	Stroke	Part Number
3.0"	6"	Z300-001-06
3.0"	8"	Z300-001-08
3.0"	10"	Z300-001-10
3.0"	12"	Z300-001-12
3.0"	16"	Z300-001-16
3.0"	18"	Z300-001-18
3.0"	20"	Z300-001-20
3.0"	24"	Z300-001-24
3.0"	30"	Z300-001-30
3.0"	36"	Z300-001-36
3.0"	48"	Z300-001-48
3.5"	6"	Z350-001-06
3.5"	8"	Z350-001-08
3.5"	10"	Z350-001-10
3.5"	12"	Z350-001-12
3.5"	16"	Z350-001-16
3.5"	18"	Z350-001-18
3.5"	20"	Z350-001-20
3.5"	24"	Z350-001-24
3.5"	30"	Z350-001-30
3.5"	36"	Z350-001-36
3.5"	48"	Z350-001-48
4.0"	6"	Z400-001-06
4.0"	8"	Z400-001-08
4.0"	10"	Z400-001-10
4.0"	12"	Z400-001-12
4.0"	16"	Z400-001-16
4.0"	18"	Z400-001-18
4.0"	20"	Z400-001-20
4.0"	24"	Z400-001-24
4.0"	30"	Z400-001-30
4.0"	36"	Z400-001-36
4.0"	48"	Z400-001-48

ØB	ØR	DL	ØP(**)	U	GD	GP	BP	G	RC	BL	BC	W	ØOD	M
1.5" (38.1)	0.875" (22.23)	241	0.75" (19.05)	9/16 UNO	28	29	13.5	21	57	146	38	46	2.0" (50.8)	40
2.0" (50.8)	1.25" (37.75)	241	0.75" (19.05)	9/16 UNO	28	29	13.5	21	57	146	38	46	2.5" (63.5)	40
2.5" (63.5)	1.5" (38.1)	311	1.0" (25.4)	3/4 UNO	57	31	16	27	95.5	164	51.5	65	3.0" *(76.2)	40
3.0" (76.2)	1.5" (38.1)	311	1.0" (25.4)	3/4 UNO	57	31	16	27	95.5	164	51.5	65	3.5" (88.9)	40
3.5" (88.9)	1.75" (44.45)	311	1.0" (25.4)	3/4 UNO	57	31	16	27	91.5	168	51.5	65	4.0" (101.6)	40
4.0" (101.6)	1.75" (44.45)	311	1.0" (25.4)	3/4 UNO	57	25	16	27	92.5	167	51.5	65	4.5" (114.3)	40

(\*) Gland Outer Diameter (OD) on 2.5" cylinder is Ø87. For all other cylinders gland OD is equal to barrel OD.

(\*\*) 1" pins can be optioned up to 1.25" pin.